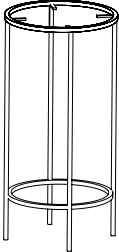



ASSEMBLY INSTRUCTIONS

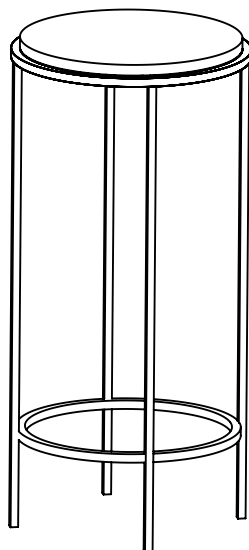
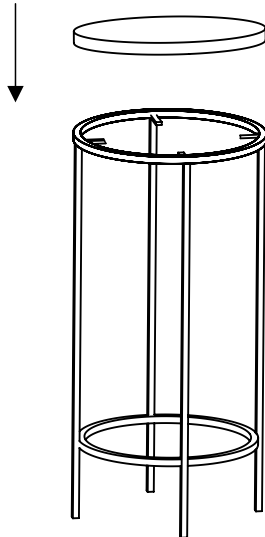
Item# W23045

PARTS LIST

(1)	(2)	(3)
 X-1	 X-1	OPTIONAL: Felt pads included - can be placed on bottom of each leg.

ASSEMBLY INSTRUCTIONS

STEP 1- CAREFULLY PUT THE GLASS TOP ON TABLE LEGS.



FINAL ASSEMBLED TABLE